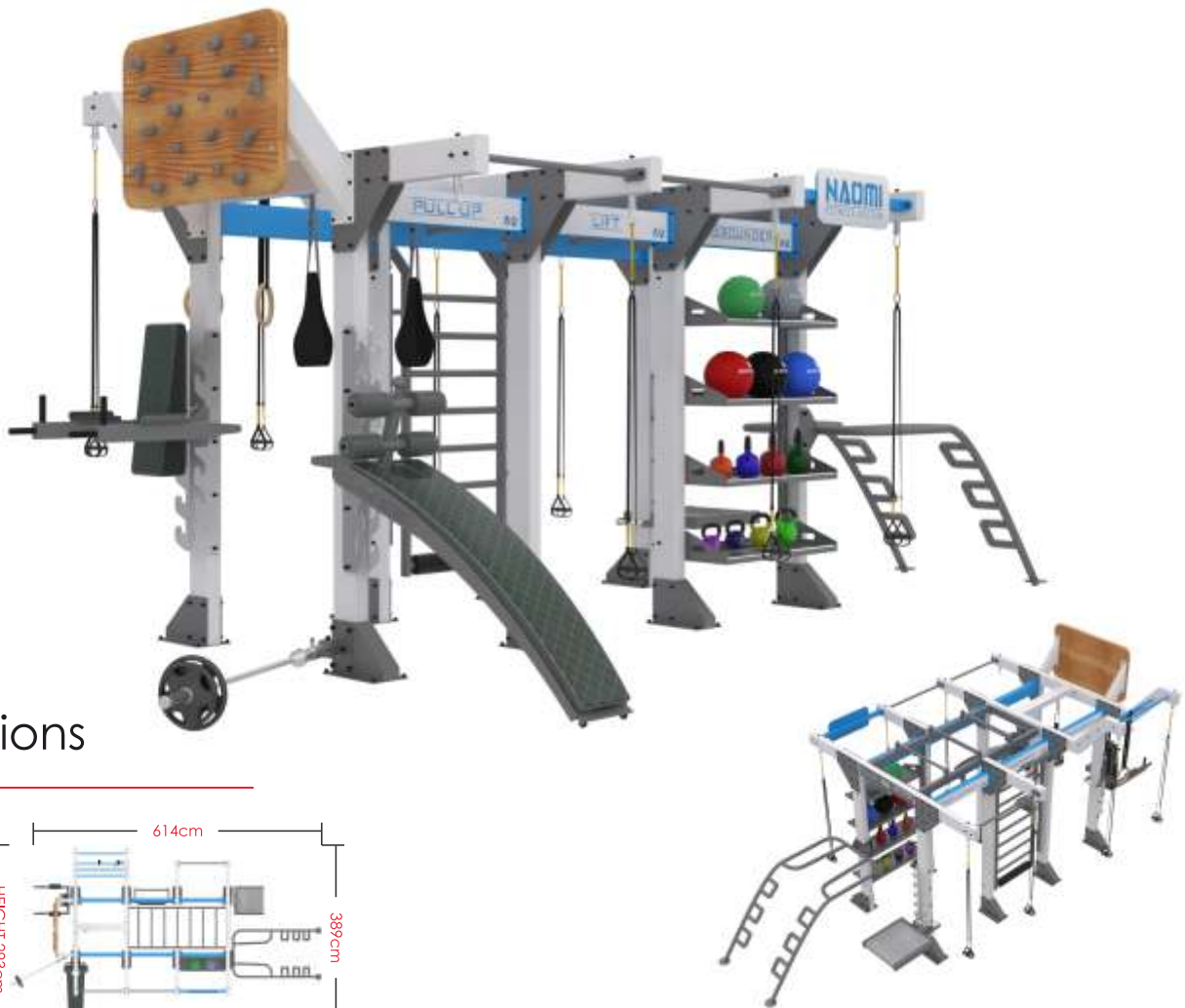
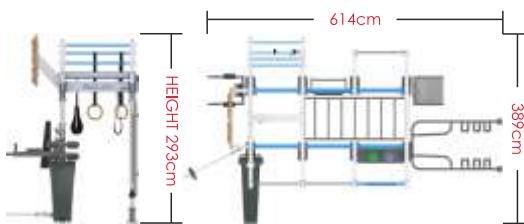


# cube outdoor s300

Not enough space for a fully functioning multi-fitness rig? Not with S300! This one will surely satisfy your needs, when floorspace is at a premium. As always, you can pick and choose your individual stations to your liking.



## Dimensions



**CUBE OUTDOOR S300 FEATURES**

**JUMP STATION**

- Dip AB- Throne (1x)
- Multiposition Bar Support (2x)

**CLIMBING BOARD STATION**

- Pegs Road (1x)

**PULL UP STATION**

- Pull Up Bar (1x)
- Multiposition Bar Support (2x)
- Abdominal Bench (1x)
- Torso (1x)

**LIFT STATION**

- Pull Up Bar (1x)

**REBOUNDER STATION**

- Wall Ball (1x)
- Shelves Storage (4x)

**PUSH UP STATION**

- Push Up Bar (1x)

**JUMP STATION**

- Multiposition Bar Support (2x)
- Jump Platform (1x)

**ENDURANCE STATION**

- Pull Up Bar (1x)

**LADDER STATION**

- Workout Ladder (1x)

**CALISTHENICS STATION**

- Protruding Ladder (1x)
- Gymnastic Rings (1x)

**INSIDE**

- Suspensions Inside Station - Abdominal Straps (1x)
- Monkey Bar - Horizontal Ladder (1x)

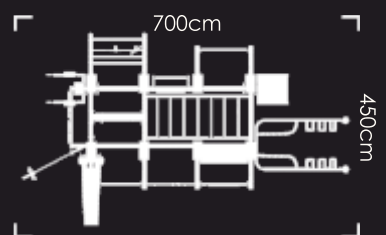
**PLEASE NOTE**

Suggested additional accessories available separately;

- Medicine Ball 1-10 kg
- Kettlebells set 11 units (4-32 kg)
- Power Band set 4 units
- BTX Suspension Trainer 2 units
- Aerosling XPE 3 unit
- Revvll One - endless rope 1 unit
- Bar 220 cm 1 unit
- Battle Rope 1 unit (10m or 15m)

**WORKOUT SPACE**

**32 m<sup>2</sup> 12 USERS**



Other: \*Post Size: 160 x 80 x 3 mm\*

